

A Guide *to Driving Around* **PROVIDENCIALES**

you'll want to put on your list
20
stops

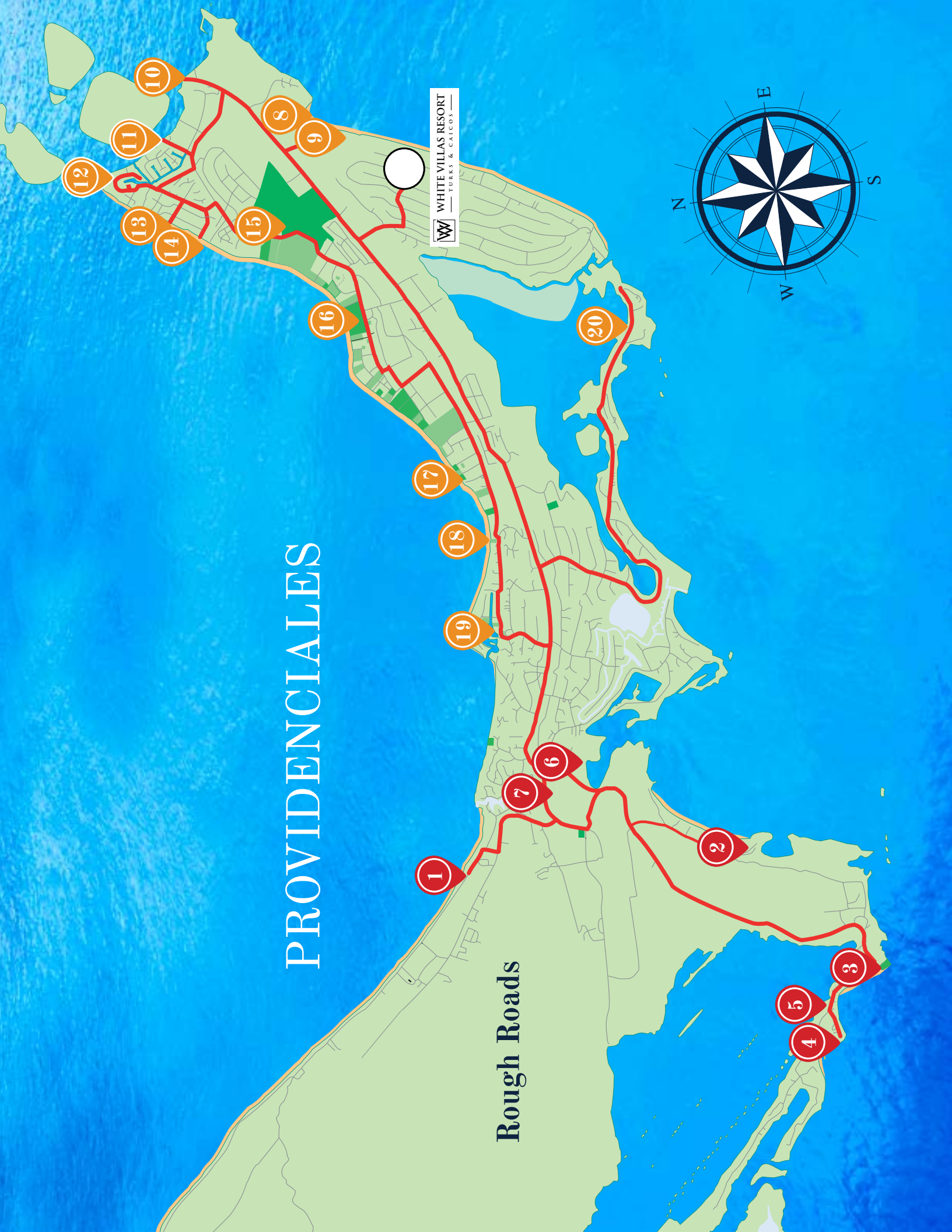


WHITE VILLAS RESORT
— TURKS & CAICOS —

PROVIDENCIALES

Rough Roads

WHITE VILLAS RESORT
— TURKS & CAICOS —



So, you've decided to try Turks and Caicos. Great choice! Perhaps you've been before, or maybe it's your first time on Provo - what locals affectionately call Providenciales. Rest assured, once you've picked up your rental vehicle, it's super easy to get around and visit. The following information will show you the way.

First off, let's address the tropical elephant in the room: you'll be driving on the left side of the road. Unless you're from the UK or other left-side driving countries, chances are this is different for you. Plus, roundabouts are frequent, and there are no stoplights anywhere in the country. So is it strange? Sure, at first. But it's easy to embrace and something to tell your friends about :)

TIP: When entering a roundabout, give way to traffic on your right. Once you're in the roundabout, you have the right of way until you exit. However, many drivers in the Turks and Caicos have their own interpretation of how to use roundabouts, so be prepared to stop and give way to other drivers.

At only 38 square miles, Providenciales is a relatively small island. Most roads are paved and the street names are well indicated, so people can get around comfortably. Aside from the few who choose an all-inclusive resort, people don't really stay put over here. Most travellers stroll around, visit a few beaches, try several restaurants, shop and head out to explore. On Providenciales, what's nice is you can just about see everything there is to see, within a week.



You could build your own itinerary by just winging it. You could also ask people who live here, like us! We make it our duty to check everything out. We've done the homework for you, and here are 2 itineraries we recommend.

TIP: Pack beach chairs, a cooler and any other beach items you'll want to pull out during the day. You'll probably want to stop at some of the beaches, so having everything in the car, just makes it easier. Also, strap two SUP boards to the roof. We'll tell you when and where to get into the water.

Rough Roads



Day 1 - The West is where the locals hang



Head towards the airport on Leeward, but turn right at the last roundabout before town (Millennium Highway), and then right again on Blue Hills Road which is about a mile further down. This leads you to award-winning **Da Conch Shack**; voted one of the best beach bars in the world, which makes sense since it's located on the spot that's won World's Best Beach and Vacation Island. Have the conch, any way you like (salad, fritters...). It's a local favorite!



Next, head to **Bugaloo's Conch Crawl** in Five Cays. Both Blue Hills and Five Cays are local areas, where you won't see many tourists. Bugaloo's is a friendly local restaurant that happily greets travellers dropping in, and offers a killer-combo of live music with a great view. Some tables are even in the water. It's not cheap, but it's worth it. Right past Bugaloo's, you'll hit the fish market. Stop at the end of the day and you might find the perfect catch to bring home, and cook on your villa's BBQ.





After the Bungalow and the fish market, you'll want to go back to Five Cays, and turn left on South Dock Road, to head to Chalk Sound. This takes you to the southwest of the island, which is definitely among the most scenic places that Provo has to offer. Make a right on Chalk Sound Dr. You'll see the first dirt road on the left and you'll want to follow it to the end. Here, you'll park and walk down to **Sapodilla beach**, the perfect place to spend a few hours with young kids. We've written about it more specifically in this [post](#).



Turn right here



Path heading to the beach



If you like your beaches really secluded, leave the few people on Sapodilla behind, and head to the next beach, called **Taylor Bay**. To access this hidden beach, continue west on Chalk Sound Dr., and turn left on Ocean Point Dr. If you like living dangerously and jumping off cliffs, walk to the other end of the beach and jump in.



Turn left here



Path heading to the beach





Return to Chalk Sound Dr. and turn right to come back (there is nothing to see at the very end anyway). By now, you may be needing a refreshing beverage, and **Las Brisas restaurant at Neptune Villas** is on the way. Why here? The VIEW! Remember those stunning, crystal clear turquoise waters you saw, just before landing on Provo? It's Chalk sound, it's right here and it's gorgeous. If you strapped the SUPs on your FJ Cruiser, you can access the water right there. Or else, you can put your boards in the water at the end Picturesque LN, that you'll see on your left on your way back.



Chalk sound



Las Brisas restaurant



Picturesque LN



Return to South Dock Road, and at the roundabout, turn right on Universal Drive where you'll see **Turk's Head Brewery** (and TC Crystal) on the right. The brewery produces our 3 local beers: I-AIN-GA-LIE LAGER; GON-TA-NORT AMBER ALE (my favorite) and DOWN-DA-ROAD IPA. This is where you want to buy your beer! A case will run you \$36 USD, instead of the \$44 USD you'll pay at grocery stores (it's \$60+ for imported beer). Say hi to Emanuel. You'll recognize him by his big smile.



TIP: You can also take their brewery, tasting tour (book ahead through tours@turksheadbeer.com).



Open to one last stop for the day? **Cheshire Hall Plantation** is just around the corner, and if you're interested in the history of slavery and old stone construction, this is worth your time.

In 1992, the government established a non-profit organization to protect, conserve and promote the cultural, historic and natural heritage of TCI. Cheshire Hall Plantation, the only site on Providenciales out of 5 sites protected by the Turks and Caicos National Trust, made the list. With over 5,000 acres in the early 1800s, this cotton plantation had close to 400 slave workers. Take a 30 minute guided tour (\$10/person) to learn about this historical site. It's the only one on the island.



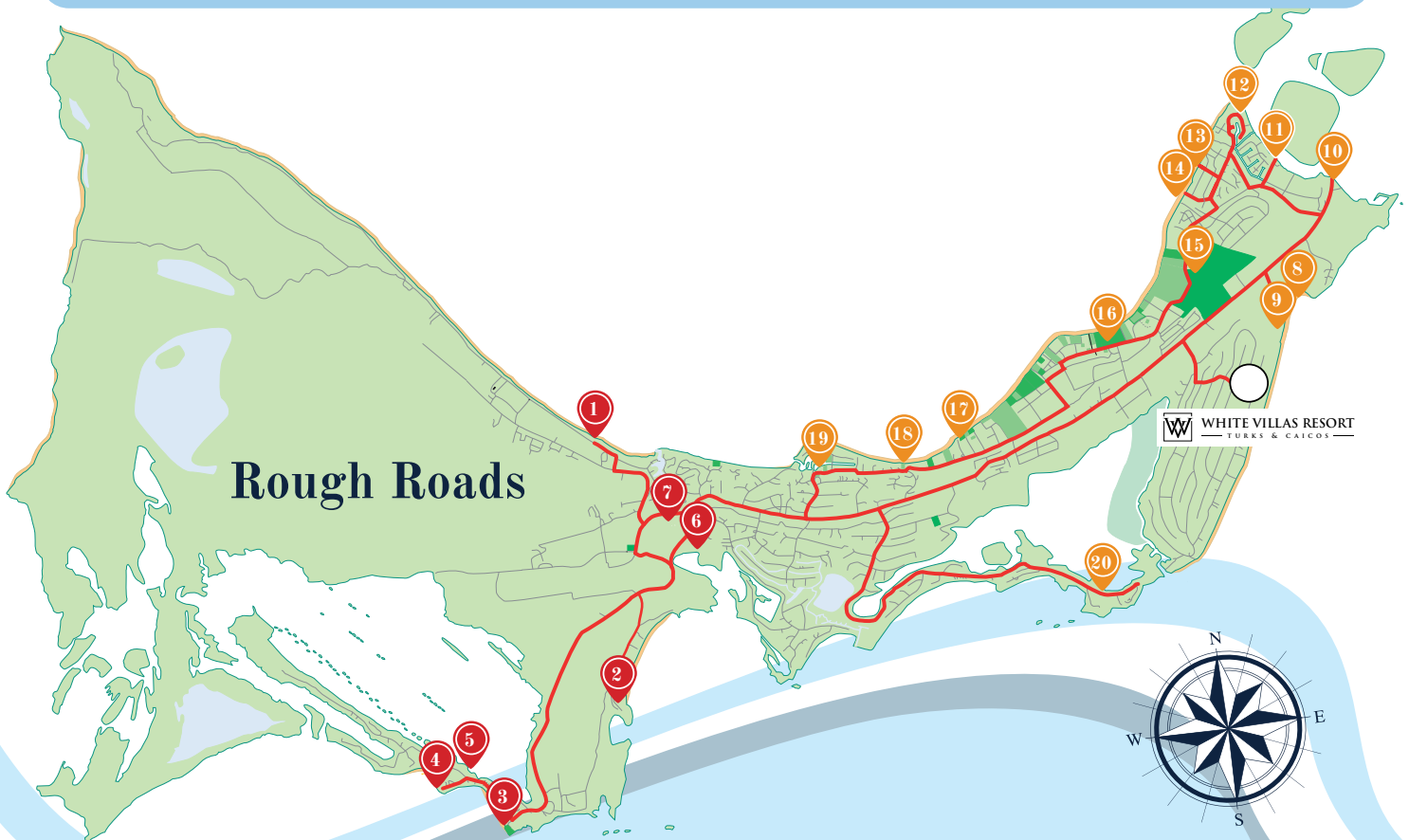
Turn left here



Hospital in the back



TIP: It's important to know that rental agencies hold renters financially responsible for damages that occur while driving off-road. Therefore, attempting to reach the remote Northwest Point National Park, Malcolm's Road Beach and West Harbour Bluff (Split Rock or Pirate's Cove) isn't a good idea.



PROVIDENCIALES



 WHITE VILLAS RESORT
— TURKS & CAICOS —

Day 2 - Visit the more touristy eastern part of the island




Head East on Leeward, this time. Take the fancy Shore Club entrance on your right, and drive to the end. Turn right, then take the very first left. If it happens to be a windy day, you'll quickly understand why **Long Bay beach** is considered among the top places in the world for kitesurfing – yes, another 'best' award. :) Interested? Head to Kite Provo school and tell them you'd like the White Villas special.



Turn right here



Turn left right here



Walk down the path



Leave your car parked there, and walk west on the beach to **The Shore Club**, Turks and Caicos' newest luxury resort. You can have a drink at the pool by the beach (fyi: you may want to come back later for Happy Hour which is from 4 to 6pm), or continue your visit, and stop at their restaurant for lunch - beside another lavish pool. Say hi to Tyron, the bar man :)



10

Return to Leeward Highway, and turn right. Keep driving straight, until you reach **Walkin Marina** and the TCI Ferry that takes you to the other TCI islands. This also happens to be where I put my boat in the water.



11

After enjoying the view, backtrack a bit along Leeward Highway and turn right on the first street, where you'll spot the security booth of the Leeward Community. Continue to the roundabout, then turn right towards **Blue Haven Marina and resort**. Park, walk the docks, and check to see if there are any major yachts in town.



12

Go back to the roundabout, turn right and then take the first street right, Caravel Av. all the way to Dolphin Av. Turn right, continue and you will arrive to **Emerald point** - a superb beach. Just a little further along Dolphin Av., you will hit the public access, closer to the mangroves. At either place, you can put your SUP on the water, paddle across the channel and enjoy a great ride.



Go in - don't worry



Turn left here



13

Backtrack on Dolphin Av up to NightJar road. Make a right all the way to the end. You've arrived at **Pelican beach**, another superb, sandy spot on Providenciales.



14

Follow Dolphin Av. all the way down, then turn right and follow the directions to **Sunset Beach**, another unexploited stretch of sand that's perfect to watch the sunset with your loved one(s). Since the sun won't set any time soon, enjoy a long walk to the right side of that beach, perhaps going all the way to the tip, called Emerald Point — where you were a little earlier.



Turn right here



Keep left



15

Go back to the roundabout, and turn right on Grace Bay road. You'll pass another security booth. Keep riding and you'll see **Provo Golf Club** (one of the best golf courses in the Caribbean), **Provo Water** on your left (probably the most profitable business on island :), the adults-only **Club Med** (White Villas can get you discounted passes if you'd like to spend a day or evening) and **Coco Bistro** along with **Coco Van** (certainly worth a visit).



Golf & tennis



Club Med



Coco Bistro

16

Continue on Grace Bay road, pass Patty Place (The best ice cream in town! Try pistachio or rum and raisins), then the Seven Stars hotel, and you're now in **the heart of the downtown tourist area**. But your trip doesn't end here!



17

Go to the end of Grace Bay road, then turn left on Princess Dr., and left again on Lower Bight road. Drive a few miles, and see pretty boutique hotels along the way. Stop by **Somewhere Cafe**, a nice beach restaurant and bar, with **Coral garden** located right in front, that offers perfect snorkeling.



18

Continue West on Lower Bight road, and park at **Bight Park**. This is where you'll understand why Grace Bay is so unique. By the way, Bight Park is home to the Thursday evening Fish Fry. A local happening filled with food, people and music!



Hidden path to the beach, a bit further down Lower Bight Road

19

Go West on Lower Bight road, all the way to **Turtle Cove Marina**, which is home for many watersports operations. You'll see **Mango's Reef**, one of the best restaurants on the island.



20

Go up the hill, and back on Leeward highway, and turn left on your way back to Long Bay. If you'd like to squeeze in a bit more, turn right at the next roundabout onto Venetian road. This leads down to the **Turtle tail area**, which features a collection of spectacular villas that include the Gansevoort villas, pink Villa Mani, a neighbor of Prince's former palace, with featured a purple driveway.

Turn right at the bottom of that hill to go see the Gansevoort villas



Prince's former villa & Villa Mani

Bonus

How about one last stop for adventure? You can visit **The Hole**: a naturally-formed limestone sinkhole, located on Sea Sage road (on your right from Long Bay Highway), with a diameter of roughly 50 feet, and a depth of more than 70. Warning: it's quite big, and kind of scary since the site has no paths and guardrails.

By now, it's probably time to go back, take a dip in the pool, and perhaps enjoy one of those cold Turks Head beers you bought.



Feel like discovering more? Take [our boat excursion](#). This will probably be the highlight of your trip! Discover Providenciales from the sea, be amazed by the color of the water, secluded pristine beaches, shallow Caicos bank, see an old shipwreck upclose, indulge in stunning snorkeling and practice several water sports in the warm, turquoise waters surrounding Providenciales and Pine Cay. The magic of Turks and Caicos is truly out there, on the blue highway.



Providenciales is worth discovering, and knowing where to go, just makes it easier and more efficient. Hope these suggestions help guide your exploration and make the most of your time on Providenciales. Enjoy!

TIP: There are poor drivers who routinely exceed speed limits, and can drive recklessly on Providenciales. Always keep a safe distance from drivers in front of you.

A unique villa resort on the world's most beautiful island

Everything you could possibly want

There's literally nothing like it on the island: a unique 10-villa resort with absolute privacy, on-site owner management, plus all the in-house services and amenities you would enjoy in an all-inclusive resort. Design your tailor-made vacation, with the experiences you love, and purchase in just a few clicks. We cover all the stops:

- 12 rental vehicles for all our guests
- A 25-foot Yamaha jet boat for boat tours
- Spa services
- Exquisite meals prepared onsite by our talented chef, then served in your villa by our team; table setting, dishes and clean up all included!
- Preferred rates for kitesurfing lessons and Jet Ski rental

Complimentary onsite services and amenities include:

- Chairs on Long Bay and Grace Bay beaches
- SUP at the beach
- Indoor gym
- Outdoor playground
- Lit pickleball court
- Lit bocce ball set-up
- Lit Mini Golf
- Outdoor movie theater
- Bicycles
- Accommodations for late check-outs



Owner hosted

Greetings! We're Simon (and Pina) and Karim.

Being from the North, we dreamed of an outdoor living lifestyle. After visiting 15+ Caribbean destinations, the soft sands of Long Bay Beach sealed the deal and Providenciales became our new home. After building our first villa in 2016, we continued to expand, guided by the conversations we had with the many guests that visited our ever-growing site.

Today, our 10-villa resort boasts over 100+ 5-star reviews, we're Superhosts on AirBnB, and listed as Premier Hosts on VRBO. Living in the White Villas resort gated community ourselves means we react quickly to any issues and are always there to answer our guests' questions.

Make our little paradise yours. Come down and we'll help you create long-lasting, positive memories for the best villa vacation ever :)

